
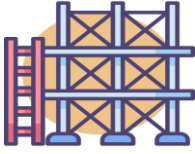











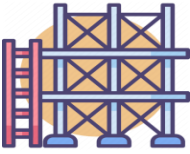







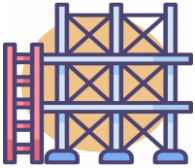






Virtual Support and Accommodations for English Learners in Texas


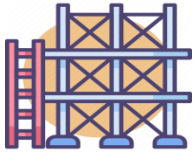




					
Domain	Scaffold	Synchronous	Asynchronous	Online Tools	Tutorial Videos
Speaking B, I, A, AH	In a whole group	Incorporate structured dialogue (QSSSA).	Students respond after watching a teacher-created lesson and comment through different modalities.	Google Meet Zoom Pear Deck Flipgrid Padlet	Google Meet Zoom Pear Deck Flipgrid Padlet Google Docs Google Slides
	In pairs, partners, triads, or small groups	Structured dialogue in virtual breakout rooms	Students share videos on a topic and respond to one another's video using sentence frames.	Dice Talk Flipgrid Padlet	
	Cooperative Group Structures	Students work in assigned breakout rooms with specific roles to complete the speaking task in a jigsaw.	Students use different platforms to contribute a response to a task. Group members can use Google docs to organize their thoughts/ideas and add audio to present their section in Google slides.	Google Meet Zoom Google Docs Google Slides Pear Deck Flipgrid Padlet	

					
Domain	Scaffold	Synchronous	Asynchronous	Online Tools	Tutorial Videos
Listening B, I, A, AH	Realia	<p>Show realia during a virtual meeting or lecture. Virtual realia allows students to interact with 3D or virtual reality representation of realia.</p>	<p>Student scavenger hunt or show and tell activities are great ways to include realia and practice speaking and listening. Students can take a picture and record a video. Students listen and respond to one another's video.</p>	<p>Google Meet</p> <p>Zoom</p> <p>Discovery Education</p> <p>Virtual Field Trips</p> <p>Flipgrid</p> <p>Seesaw</p>	<p>Google Meet</p> <p>Zoom</p> <p>Discovery Education</p> <p>Flipgrid</p> <p>Seesaw</p> <p>Google Slides</p> <p>Nearpod</p> <p>Jamboard</p> <p>Google Earth</p> <p>Mentimeter</p> <p>Ed Puzzle</p> <p>BrainPop</p> <p>ESL Video</p> <p>Adobe Spark</p>
	Images	<p>Share a screen/presentation or hold up photos during a virtual meeting.</p>	<p>Students view a self-paced slideshow or picture dictionary. Students can use the slideshow or picture dictionary to complete activities or project on a topic.</p>	<p>Google slides</p> <p>Nearpod</p> <p>Book Creator</p> <p>Jamboard</p> <p>Google Earth</p> <p>Mentimeter</p>	
	Videos & Films	<p>Share specific segments during a virtual meeting.</p>	<p>Assign students to independently view the video.</p>	<p>Ed Puzzle</p> <p>ESLVideo</p> <p>Discovery Education</p> <p>Brain Pop</p> <p>Brain Pop ELL</p> <p>Adobe Spark</p>	

					
Domain	Scaffold	Synchronous	Asynchronous	Online Tools	Tutorial Videos
Reading B, I, A, AH	Magazines & Newspapers	<p>Share short magazine articles or newspaper slips with students using a scanning app such as: CamScanner.</p>	<p>Provide links to the publications online or assign students to read the magazine with supports such as Narrator.</p>	<p>Read Works</p> <p>Voice of America</p> <p>NEWS ELA</p>	<p>Read Works</p> <p>NEWS ELA</p> <p>Google Slides</p> <p>Book Creator</p> <p>Flocabulary</p> <p>Quizlet</p> <p>Wordwall</p> <p>Canva</p> <p>Google Drawings</p> <p>ReadWriteThink</p> <p>Popplet</p>
	Vocabulary Support	<p>Students work together arranging words to demonstrate meaning (Interactive Word Wall). Virtual Word Wall to support virtual teaching.</p>	<p>Students can work to match words and pictures in teacher-customized games with wordwall.net or students can watch a video on Flocabulary and complete related activities, including the creation of their own flashcards.</p>	<p>Google slides</p> <p>Book Creator</p> <p>Flocabulary</p> <p>Quizlet</p> <p>Wordwall</p>	
	Graphic Organizers	<p>Complete a graphic organizer on a book or topic with collaboration of peers during a virtual class meeting.</p>	<p>Students can listen to a content-related segment and make a graphic organizer on Canva before taking a comprehension quiz.</p>	<p>Canva</p> <p>Google Drawings</p> <p>Google Slides</p> <p>ReadWriteThink</p> <p>Popplet</p>	

					
Domain	Scaffold	Synchronous	Asynchronous	Online Tools	Tutorial Videos
Writing B, I, A, AH	Writing Supports with feedback	Students can begin to complete their drafts on google docs while teacher provides feedback.	<u>Students can work on graphic organizers (Virtual Graphic Organizers)</u> after reading the prompt and submit their work on pear deck so that feedback can be provided.	<u>Google doc</u> <u>Pear Deck</u> <u>WriteReader</u>	<u>Google Doc</u> <u>Pear Deck</u> <u>Write Reader</u> <u>Canva</u> <u>Screencastify</u> <u>Adobe Spark</u> <u>Quill</u>
	Interactive writing and grammar activities	<u>Students can work together to notice the grammar/ writing teaching point using google slides and quill.</u>	Students will log in to the google slides or quill software and complete the interactive writing activities on their own.	<u>Quill</u>	
	Writing across content-areas	Students co-create an infographic on a content-area topic	Students create their own infographic to explain a content-area topic and post for classmates to view. This could also be done as a jigsaw activity.	<u>Canva</u> <u>Screencastify</u> <u>Adobe Spark</u>	

EXTRA SUPPORTS FOR ENGLISH LEARNERS

					
<p>Listening Speaking Reading Writing</p> <p>B & I</p>	<p>Native Language Support</p> <p>Group students in breakout rooms according to L1 and provide opportunities to interact in L1 to clarify</p> <p>Provide translation tools for slides or assign Flipgrids for L1 responses</p>			<p>Google Translate (Chrome extension)</p> <p>ImTranslator extension</p> <p>Voice Recognition (dictation) extension</p> <p>Kami</p> <p>Flipgrid</p> <p>Seesaw</p> <p>Padlet</p>	<p>Google Translate</p> <p>ImTranslator</p> <p>Voice Recognition</p> <p>Kami</p> <p>Flipgrid</p> <p>Seesaw</p> <p>Padlet</p>
<p>Listening Speaking Reading Writing</p> <p>B, I, A, AH</p>	<p>SEL Support</p> <p>Teachers/peers conference with students during assigned conference meeting times to provide support and feedback</p> <p>Teachers/peers conference with students via sharing applications by an assigned/agreed upon date to provide support and feedback</p>			<p>Google Meet</p> <p>Zoom</p> <p>Microsoft Teams</p> <p>Flipgrid</p> <p>Seesaw</p> <p>Google Docs</p> <p>Google Slides</p>	<p>Google Meet</p> <p>Zoom</p> <p>Microsoft Teams</p> <p>Flipgrid</p> <p>Seesaw</p> <p>Google Docs</p> <p>Google Slides</p>